

# Artus

Meaning 'Framework' in Latin, **Artus** is a visually striking modular screen system. Its playful design draws inspiration from post-modernist art and architecture. Featuring different sized panels with square or arced corners which combine to form freestanding walls and partitions.

Drop-in desks can be added to create workspaces and our **Monsal** benches pair effortlessly with **Artus** to form comfortable meeting booths.



sixteen3



Example Layouts



	<b>Single Desk</b>	<b>Phonebooth</b>	<b>3x Desks Side-to-Side</b>	<b>4x Desks Face-to-Face</b>
<b>Configuration Code</b>	ART-EX-1D	ART-EX-PB	ART-EX-3D-SS	ART-EX-4D-FF
<b>Individual Breakdown</b>	2x ART-80-M-R 1x ART-120-M-S 1x ART-D-120 2x ART-B-90	2x ART-80-H-R 1x ART-80-H-S 1x ART-LT 2x ART-B-90	4x ART-80-M-S 3x ART-120-M-S 3x ART-D-120 2x ART-B-90 2x ART-B-T	6x ART-80-M-R 2x ART-120-M-S 4x ART-D-120 2x ART-B-T 1x ART-B-X
<b>Dimensions</b>	W1280 x D840 x H1425mm Desk Height: 750mm	W880 x D840 x H1925mm Ledge Height: 1100mm	W3760 x D840 x H1425mm Desk Height 750mm	H2520 x D1640 x H1425mm Desk Height: 750mm



	<b>Hexagonal Workpod</b>	<b>Rectangular Workpod</b>	<b>Staggered Room Divider</b>	<b>3x Triangular Desks</b>
<b>Configuration Code</b>	Right: ART-EX-HWP-R Left: ART-EX-HWP-L	Right: ART-EX-RWP-R Left: ART-EX-RWP-L	ART-EX-SRD	ART-EX-3D-TRI
<b>Individual Breakdown</b>	2x ART-80-M-S 1x ART-80-M-R 1x ART-120-M-S 1x ART-40-M-R 1x ART-D-TRI 4x ART-B-120	1x ART-120-H-S 2x ART-80-H-S 1x ART-80-H-R 1x ART-40-H-R 1x ART-D-120 3x ART-B-90 1x ART-B-ST	2x ART-80-M-R 1x ART-80-H-A 1x ART-80-L-R 3x ART-B-120	5x ART-80-M-R 4x ART-80-M-S 3x ART-D-TRI 2x ART-B-120 2x ART-B-360
<b>Dimensions</b>	W1465 x D1850 x H1425mm Desk Height: 750mm	W1280 x D1260 x H1825mm Desk Height: 750mm	W2825 x D450 x H1825mm	H2890 x D2050 x H1425mm Desk Height: 750mm



	<b>Workbooth</b>	<b>Open Side Booth</b>	<b>Closed Side Booth</b>	<b>Meeting Room</b>
<b>Configuration Code</b>	Right: ART-EX-WB-R Left: ART-EX-WB-L	ART-EX-BOS	ART-EX-3D-BCS	ART-EX-MR
<b>Individual Breakdown</b>	2x ART-120-M-S 1x ART-120-M-R 1x ART-40-M-R 1x ART-D-BL 4x ART-B-90 1x MON-120-B	1x ART-120-M-S 2x ART-40-M-S 2x ART-120-M-R 2x ART-B-90 2x ART-B-ST 2x MON-120 1x OP-SH-12-80	3x ART-120-M-S 4x ART-40-M-S 4x ART-B-90 2x ART-B-ST 2x MON-120 1x OP-SH-S800	6x ART-120-H-S 2x ART-120-H-R 3x ART-B-90 2x ART-B-ST
<b>Dimensions</b>	W1280 x D1280 x H1425mm Seat Height: 450mm Desk Height: 750mm	W2100 x D1260 x H1425mm Seat Height: 450mm Desk Height: 750mm	W2100 x D1280 x H1425mm Seat Height: 450mm Desk Height: 750mm	H2480 x D2480 x H1825mm



WALL PANELS

	<b>Low 400 Square Wall</b>	<b>Low 400 Radius Wall</b>	<b>Low 800 Square Wall</b>	<b>Low 800 Radius Wall</b>	<b>Low 800 Arch Wall</b>	<b>Low 1200 Square Wall</b>	<b>Low 1200 Radius Wall</b>	<b>Low 1200 Arch Wall</b>
<b>Product Code</b>	ART-40-L-S	ART-40-L-R	ART-80-L-S	ART-80-L-R	ART-80-L-A	ART-120-L-S	ART-120-L-R	ART-120-L-A
<b>Dimensions</b>	W420 x H1025 x 40mm	W420 x H1025 x 40mm	W820 x H1025 x 40mm	W820 x H1025 x 40mm	W820 x H1025 x 40mm	W1220 x H1025 x 40mm	W1220 x H1025 x 40mm	W1220 x H1025 x 40mm
	<b>Mid 400 Square Wall</b>	<b>Mid 400 Radius Wall</b>	<b>Mid 800 Square Wall</b>	<b>Mid 800 Radius Wall</b>	<b>Mid 800 Arch Wall</b>	<b>Mid 1200 Square Wall</b>	<b>Mid 1200 Radius Wall</b>	<b>Mid 1200 Arch Wall</b>
<b>Product Code</b>	ART-40-M-S	ART-40-M-R	ART-80-M-S	ART-80-M-R	ART-80-M-A	ART-120-M-S	ART-120-M-R	ART-120-M-A
<b>Dimensions</b>	W420 x H1425 x 40mm	W420 x H1425 x 40mm	W820 x H1425 x 40mm	W820 x H1425 x 40mm	W820 x H1425 x 40mm	W1220 x H1425 x 40mm	W1220 x H1425 x 40mm	W1220 x H1425 x 40mm
	<b>High 400 Square Wall</b>	<b>High 400 Radius Wall</b>	<b>High 800 Square Wall</b>	<b>High 800 Radius Wall</b>	<b>High 800 Arch Wall</b>	<b>High 1200 Square Wall</b>	<b>High 1200 Radius Wall</b>	<b>High 1200 Arch Wall</b>
<b>Product Code</b>	ART-40-H-S	ART-40-H-R	ART-80-H-S	ART-80-H-R	ART-80-H-A	ART-120-H-S	ART-120-H-R	ART-120-H-A
<b>Dimensions</b>	W420 x H1825 x 40mm	W420 x H1825 x 40mm	W820 x H1825 x 40mm	W820 x H1825 x 40mm	W820 x H1825 x 40mm	W1220 x H1825 x 40mm	W1220 x H1825 x 40mm	W1220 x H1825 x 40mm







As a completely modular system **Artus** wall panels can be combined in infinite ways to provide a solution for almost any situation. Use straight or angled brackets to form enclosures, or support feet for freestanding screens.

Pair with **Monsal** benches and **Options** tables to create booths.



Artus is constructed with powder-coated brackets that visibly connect each panel, celebrating the system's de-constructible nature. This allows for easy dismantling, reconfiguration, updating, or repair as office spaces evolve over time. With exaggerated seam detailing along the panel edges adding a softness to the design.

BRACKETS & FEET

						
	<b>Straight Link</b>	<b>90° Corner Link</b>	<b>T-Link</b>	<b>X-Link</b>	<b>120° Corner Link</b>	<b>120° 3-Way Link</b>
<b>Product Code</b>	ART-B-ST	ART-B-90	ART-B-T	ART-B-X	ART-B-120	ART-B-360



	<b>Support Foot</b>	<b>Support Foot with Castors</b>	<b>SUPPORT FEET</b>
<b>Product Code</b>	ART-FT	ART-FT-CST	Used to add stability to long runs of straight walls or to create individual freestanding or mobile panels.
<b>Dimensions</b>	W420 x H1825 x 40mm	W420 x H1825 x 40mm	

BRACKET & SUPPORT FOOT POWDER COAT COLOURS:

					
Wine Red RAL 3005	Ruby Red RAL 3003	Beige Red RAL 3012	Broom Yellow RAL 1032	Zinc Yellow RAL 1018	Oyster White RAL 1013
					
Steel Blue RAL 5011	Sapphire Blue RAL 5003	Pigeon Blue RAL 5014	Blue Grey RAL 7031	Signal White RAL 9003	Pebble Grey RAL 7032
					
Grey Beige RAL 1019	Yellow Grey RAL 7034	Fir Green RAL 6009	Moss Green RAL 6005	Reseda Green RAL 6011	Cement Grey RAL 7033
					
Light Grey RAL 7035	Graphite Grey RAL 7024	Jet Black RAL 9005	Quartz PREMIUM	Golden Brown PREMIUM	Rust Mica PREMIUM

On small orders a minimum charge may apply.

Desks be incorporated into **Artus** wall setups to create informal drop-in desk areas or private work pods.

All desk tops require connection to wall panels on three sides.


A concealed gap between panels allows for easy cable managements between units and to wall sockets.

An additional gap can be included along the back edge to facilitate simple power and cable management.


				
	<b>Ledge Top</b>	<b>800mm Wide Desk</b>	<b>1200mm Wide Desk</b>	<b>Triangular Desk</b>
<b>Product Code</b>	ART-LT	ART-D-80	ART-D-120	ART-D-TRI
<b>Dimensions</b>	W800 x D300mm Surface Height: 1100mm	W800 x D600mm Surface Height: 750mm	W1200 x D600mm Surface Height: 750mm	W1385 x D795mm Surface Height: 750mm
				
	<b>Booth Desk Right</b>	<b>Booth Desk Left</b>		
<b>Product Code</b>	ART-D-BR	ART-D-BL		
<b>Dimensions</b>	W1200 x D600mm Surface Height: 750mm	W1200 x D600mm Surface Height: 750mm		

LAMINATE OPTIONS

Custom laminates available on request. P.O.A.



White



Black

POWER

Optional Power Modules available.



PRODUCT MATERIAL BREAKDOWN

Material Breakdown Data based on the **Artus** Staggered Room Divider ART-EX-SRD upholstered in Camira Oceanic.

Figures stated will vary depending on model purchased and specification changes.

Recycled data based on supplier information and industry averages. As part of our continuous development processes we will review this information regularly and data may change without notice.

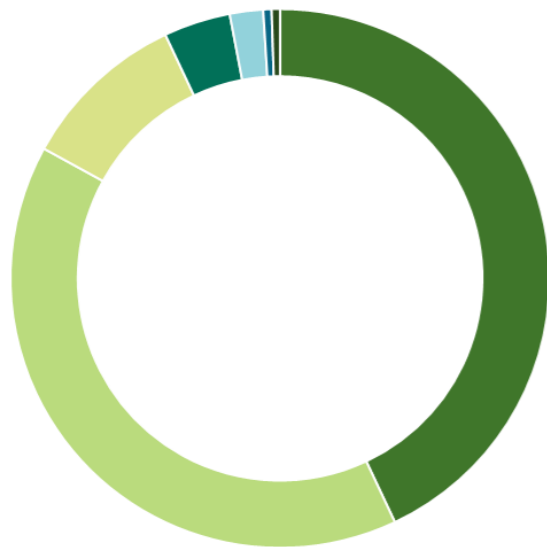


PRODUCT MATERIAL BREAKDOWN

Material Breakdown Data based on the **Artus** Single Desk ART-EX-ID upholstered in Camira Oceanic.

Figures stated will vary depending on model purchased and specification changes.

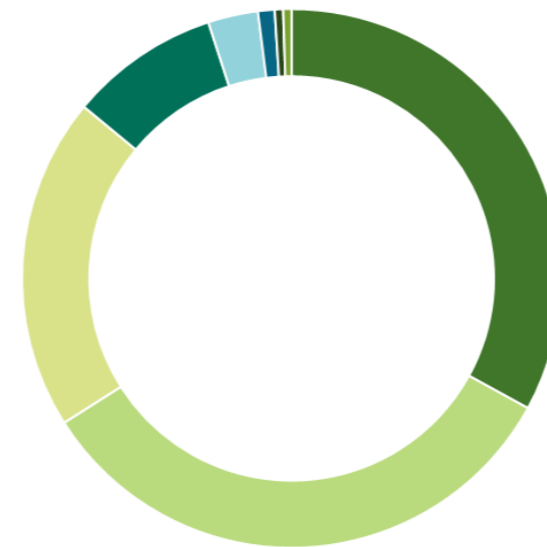
Recycled data based on supplier information and industry averages. As part of our continuous development processes we will review this information regularly and data may change without notice.



43%	AGRICULTURAL FIBRE BOARD
40%	MDF
10%	FABRIC
4%	POLYURETHANE FOAM
2%	MILD STEEL
<1%	ZINC PLATED MILD STEEL
<1%	NYLON

TOTAL WEIGHT: 58kg

**57.82** KG CO2e  
 \*calculations are based on average emission factors validated by third-party open data sources based on cradle-to-gate phases of typical product lifecycle.



33%	AGRICULTURAL FIBRE BOARD
33%	MDF
20%	MELAMINE FACED MDF
9%	FABRIC
3%	POLYURETHANE FOAM
1%	MILD STEEL
<1%	ZINC PLATED MILD STEEL
<1%	NYLON

TOTAL WEIGHT: 44kg

**65.37** KG CO2e  
 \*calculations are based on average emission factors validated by third-party open data sources based on cradle-to-gate phases of typical product lifecycle.

SUSTAINABILITY

54%	RECYCLED CONTENT
99%	RECYCLABLE

This product has been designed using high quality materials and craftsmanship to ensure it's longevity, however at the end of this products life it can be returned to **sixteen3** for refurbishment or recycling

.For FSC® Chain of Custody specify when ordering.



Certificate Number 14506



Full Membership Certificate No. 173

SUSTAINABILITY

43%	RECYCLED CONTENT
99%	RECYCLABLE

This product has been designed using high quality materials and craftsmanship to ensure it's longevity, however at the end of this products life it can be returned to **sixteen3** for refurbishment or recycling

.For FSC® Chain of Custody specify when ordering.



Certificate Number 14506



Full Membership Certificate No. 173

# Warranty Information

---

## 5 YEAR – NORMAL FAIR WEAR & TEAR

This includes the structure and any foam/padding materials.  
Fabrics are covered by fabric manufacturers' warranties, usually 5 years, dependant on fabric choice.

Please refer to full **sixteen3** Warranty information document for more details.  
**sixteen3** ltd reserve the right to update product data information without prior notice.

# Standards

---

## FLAMABILITY

The foams & fillings of this product meet BS EN 5852: Part 2, in accordance with The Furniture and Furnishings (Fire) (Safety) Regulations 1988.

## SURFACES

Laminate surfaces tested to EN 438-2 for scratch resistance in horizontal surfaces. Powdercoated MDF surfaces certified to FIRA 6250. The powder conforms to the industries severest testing, and passes all performance requirements for resistance to impact, dry and wet heat, as well as resistance to cold liquids, oils and fats.

# Cleaning & Maintenance

---

## GENERAL MAINTENANCE

- Vacuum upholstery regularly to remove dust and grit.
- Most hard surfaces can be cleaned with a soft cloth, dampened with a small amount of water and buffed dry.
- Clean spills and stains quickly to prevent them setting in (see specific fabric care instructions below).
- If being used in a spill/stain prone area specify an appropriate finish with stain-repellent properties.

**Refer to fabric manufacturers own guidelines for specific information.**

## NATURAL FABRICS

In addition to regular vacuuming, wool and other natura fibres can usually be cleaned using appropriate upholstery shampoo. For a deeper clean it is best that wool be dry cleaned, as over-wetting can cause shrinkage and appearance change. Never apply bleach, ammonia, alkali or strong acids to wool upholstery.

## SYNTHETIC FABRICS

Vacuuming is the best regular maintenance followed by speed of action to remove spills and stains rapidly as soon as they occur. Most synthetic fabrics can be wiped down with a water soaked damp cloth without fear of damaging fibre or removing colour. Stubborn stains can be removed with a quality upholstery shampoo.

## LEATHER

Leather should be regularly dusted with a soft cloth and vacuumed with a soft brush extension.  
Most types of aniline can also be treated with specialist products to help preserve colour/finish etc.  
As leather is a natural material, discrepancies in surface texture and 'puddling' in seat areas is to be expected.

## LAMINATE FINISHES

Clean surfaces regularly with a slightly damp cloth and buff dry with a soft duster. The finish on all wood and laminate surfaces is designed to withstand moderate heat and some spillages, but all spillages should be wiped off with a damp cloth straight away. Do not drag any objects across any table tops. Certain wood finishes will naturally change in appearance with age. We cannot guarantee an exact match of any timber products.

## POWDER COATED & PAINTED

Clean surfaces regularly with a slightly damp cloth and a mild solution of soapy water. Buff dry with a soft duster.



## CONTACT

+44 1925 850 500  
info@sixteen3.co.uk  
@sixteen3\_ltd

**HQ:**  
Unit 2, Westway21  
Chesford Grange  
Woolston, Warrington  
Cheshire  
WA1 4SZ

**London:**  
25 Bastwick St  
Clerkenwell  
London  
EC1V 3PS

**Manchester:**  
Material Source Studio  
1 Federation St  
NOMA  
Manchester  
M4 4BF

**sixteen3.co.uk**