





Keith

Keith



Stylish and practical coffee table range, designed to seamlessly accommodate integrated power modules.

Laminate top.
Steel base includes cable outlet detail for use when a floor box is not available.

				
	600mm Coffee Table	800mm Coffee Table	Lounge Table	Work Table
Product Code	KEI-60-CT	KEI-80-CT	KEI-LT	KEI-WT
Dimensions	H450 x Ø600mm	H450 x Ø800mm	H600 x Ø600mm	H700 x Ø800mm

sixteen3



GROMMET CAP

Offset Ø80mm grommet included in table top as standard, allowing for the integration of power modules of cables.

Metal grommet cap included as standard in the finishes shown.

Please specify when ordering.



Cap available in Black, White or Silver.

Keith Power Modules:

All below prices apply to use in 'Keith' tables only.



Porthole



	1x Power Socket	1x Power Socket 1x RJ45 Cat 6 Data	1x Power Socket 1x HDMI 1.4 Inline 1x USB 2.0 Inline	1x Power Socket 1x Twin USB Type A+C Charging
Product Code	Black: 90P001BGST Grey: 90P001GGST White: 90P001WGST	Black: 90U001BGST Grey: 90U001GGST White: 90U001WGST	Black: 90AV132925 Grey: 90390112G White: 90390108W	Black: 90AC04BGST Grey: 90AC05GGST White: 90AC06WGST

-Data sockets include 3m data lead.
-Power sockets are 13A UK BS 1363, 3.15A Individually Fused.
-USB Charging points are 4A USB Type A

Each power module requires a seperate starter mains cable.

Aircharge



	Standard Incl. 2m USB cable	Aluminium Incl. 2m USB cable	Leather Incl. 2m USB cable
Product Code	Black: AIRO004B White: AIRO004W	Black: AIRO004AB White: AIRO004AW	Light Brown: AIRO187LB

FINISHES

STANDARD METAL COLOURS



Table Base



 Wine Red RAL 3005	 Ruby Red RAL 3003	 Beige Red RAL 3012	 Broom Yellow RAL 1032	 Zinc Yellow RAL 1018	 Oyster White RAL 1013
 Steel Blue RAL 5011	 Sapphire Blue RAL 5003	 Pigeon Blue RAL 5014	 Blue Grey RAL 7031	 Signal White RAL 9003	 Pebble Grey RAL 7032
 Grey Beige RAL 1019	 Yellow Grey RAL 7034	 Fir Green RAL 6009	 Moss Green RAL 6005	 Reseda Green RAL 6011	 Cement Grey RAL 7033
 Light Grey RAL 7035	 Graphite Grey RAL 7024	 Jet Black RAL 9005	 Quartz PREMIUM	 Golden Brown PREMIUM	 Rust Mica PREMIUM

On small orders a minimum charge may apply.

LAMINATE OPTIONS

	
White	Black

Custom laminates available on request. P.O.A.

Warranty Information

5 YEAR – NORMAL FAIR WEAR & TEAR

This includes the structure and any foam/padding materials.
Fabrics are covered by fabric manufacturers' warranties, usually 5 years, dependant on fabric choice.

Please refer to full **sixteen3** Warranty information document for more details.
sixteen3 ltd reserve the right to update product data information without prior notice.

Standards

CONSTRUCTION

Designed to meet & exceed BS EN 15372: 2013 – Strength, Durability and Safety Requirements for non-domestic tables.

Cleaning & Maintenance

GENERAL MAINTENANCE

- Most hard surfaces can be cleaned with a soft cloth, dampened with a small amount of water and buffed dry.
- Clean spills and drips quickly to prevent them marking.
- Never drag any objects accross tabletop surfaces as these can leave surface scratches.
- Although tabletop surfaces are resistand to a degree of heat & liquids, we would always recommend the use of coasters as an additional protection.

LAMINATE SURFACES

Clean surfaces regularly with a slightly damp cloth and a mild solution of soapy water. Buff dry with a soft duster.

POWDER COATED METAL SURFACES

Clean surfaces regularly with a slightly damp cloth and a mild solution of soapy water. Buff dry with a soft duster.

NATURAL FABRICS

In addition to regular vacuuming, wool and other natura fibres can usually be cleaned using appropriate upholstery shampoo. For a deeper clean it is best that wool be dry cleaned, as over-wetting can cause shrinkage and appearance change. Never apply bleach, ammonia, alkali or strong acids to wool upholstery.

SYNTHETIC FABRICS

Vacuuming is the best regular maintenance followed by speed of action to remove spills and stains rapidly as soon as they occur. Most synthetic fabrics can be wiped down with a water soaked damp cloth without fear of damaging fibre or removing colour. Stubborn stains can be removed with a quality upholstery shampoo.

LEATHER

Leather should be regularly dusted with a soft cloth and vacuumed with a soft brush extension. Most types of aniline can also be treated with specialist products to help preserve colour/finish etc. As leather is a natural material, discrepancies in surface texture and 'puddling' in seat areas is to be expected.



CONTACT

+44 1925 850 500
info@sixteen3.co.uk
@sixteen3_ltd

HQ:
Unit 2, Westway21
Chesford Grange
Woolston, Warrington
Cheshire
WA1 4SZ

London:
25 Bastwick St
Clerkenwell
London
EC1V 3PS

Manchester:
Material Source Studio
1 Federation St
NOMA
Manchester
M4 4BF

Glasgow:
Material Source Studio
180 West George St
Glasgow
G2 2NR

sixteen3.co.uk