

# Options

A simplistic and minimal pedestal table range with a slender elegance in its proportions.

Steel bases with powder coated finish.

Laminate or Glass table tops.

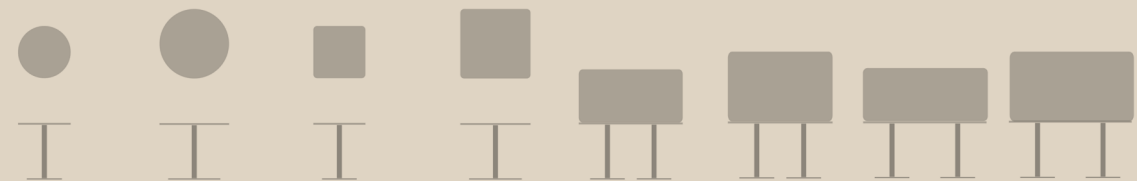




Options



Options



		Ø600mm	Ø800mm	600 x 600mm	800 x 800mm	1200 x 600mm	1200 x 800mm	1500 x 600mm	1500 x 800mm
Product Code		OPP-x-R600-y	OPP-x-R800-y	OPP-x-S600-y	OPP-x-S800-y	OPP-x-12-60-y	OPP-x-12-80-y	OPP-x-15-60-y	OPP-x-15-80-y
Coffee Height 350mm	Laminate	✓	✓	✓	✓	-	-	-	-
	Glass	✓	✓	✓	✓	-	-	-	-
Coffee Height 450mm	Laminate	✓	✓	✓	✓	✓	-	✓	-
	Glass	✓	✓	✓	✓	✓	-	-	-
Lounge Height 700mm	Laminate	✓	✓	✓	✓	✓	✓	✓	✓
	Glass	✓	✓	✓	✓	✓	-	-	-
Standard Height 750mm	Laminate	✓	✓	✓	✓	✓	✓	✓	✓
	Glass	✓	✓	✓	✓	✓	-	-	-
Poseur Height 1000mm	Laminate	✓	✓	✓	✓	✓	✓	✓	✓
	Glass	✓	✓	✓	✓	-	-	-	-

When ordering please specify height by replacing 'x' with appropriate code:  
350mm Coffee Height=35 / 450mm Coffee Height=45 / 700mm Lounge Height=70 / Standard Height=SH / Poseur Height=PH



FINISHES

METAL POWDER COAT COLOURS:



Signal White  
RAL 9003



Oyster White  
RAL 1013



Light Grey  
RAL 7035



Graphite Grey  
RAL 7024



Jet Black  
RAL 9005



Zinc Yellow  
RAL 1018



Beige Red  
RAL 3012



Ruby Red  
RAL 3003



Moss Green  
RAL 6005



Reseda Green  
RAL 6011



Sapphire Blue  
RAL 5003



Pigeon Blue  
RAL 5014



Metal Base

PREMIUM POWDER COAT COLOURS:



Quartz



Golden Brown



Rust Mica

On small orders a minimum charge may apply.

LAMINATE EDGE DETAIL

**Square Edge:** 1mm ABS edge, matching laminate finish. **LS**  
**Chamfered Edge:** Clear lacquered MDF core. **LC**  
When ordering please specify by replacing 'y' with top code.



Square Edge



Chamfered Edge

LAMINATE OPTIONS

Custom laminates available  
on request. P.O.A.



White



Black




Oak




Walnut

GLASS OPTIONS


**Clear:** Toughened 10mm. **GC**  
**Frosted:** Sandblasted toughened 10mm. **GF**  
**Smoked:** Toughened 10mm. **GS**  
**Bronze:** Toughened 10mm. **GB**  
When ordering please specify by replacing 'y' with top code.




Clear



Frosted



Smoked

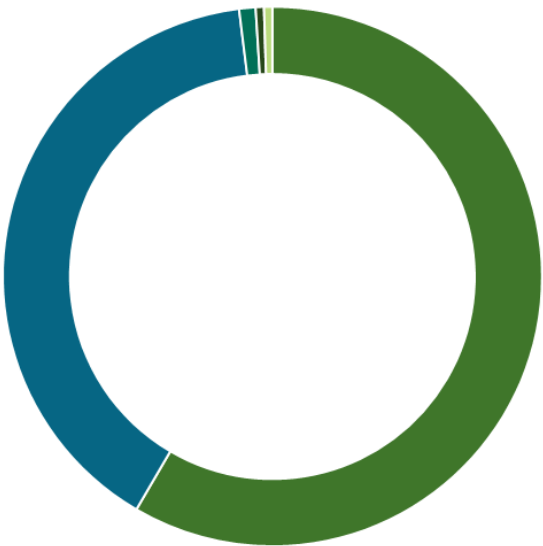


Bronze

PRODUCT MATERIAL BREAKDOWN

Material Breakdown Data based on **Options** Ø800mm  
Standard Height with Laminate Top OPP-SH-R800-LC  
Figures stated will vary depending on model purchased and  
specification changes.

Recycled data based on supplier information and industry  
averages. As part of our continuous development processes  
we will review this information regularly and data may change  
without notice.



59%	MILD STEEL
40%	MELAMINE FACED MDF
<1%	POLYESTER POWDER COAT
<1%	STAINLESS STEEL
<1%	ZINC PLATED MILD STEEL

TOTAL WEIGHT: 21.6kg

SUSTAINABILITY

52%	RECYCLED CONTENT
99%	RECYCLABLE

This product has been designed using high quality  
materials and craftsmanship to ensure it's longevity,  
however at the end of this products life it can be  
returned to **sixteen3** for refurbishment or recycling.

# Warranty Information

## 5 YEAR – NORMAL FAIR WEAR & TEAR

This includes the structure and any foam/padding materials.

Fabrics are covered by fabric manufacturers' warranties, usually 5 years, dependant on fabric choice.

Please refer to full **sixteen3** Warranty information document for more details.

**sixteen3** Ltd reserve the right to update product data information without prior notice.

# Standards

## CONSTRUCTION

Designed to meet & exceed BS EN 15372: 2013 – Strength, Durability and Safety Requirements for non-domestic tables.

## SURFACE

Laminate surfaces tested to EN 438-2 for scratch resistance in horizontal surfaces.

# Cleaning & Maintenance

## GENERAL MAINTENANCE

- Most hard surfaces can be cleaned with a soft cloth, dampened with a small amount of water and buffed dry.
- Clean spills and drips quickly to prevent them marking.
- Never drag any objects accross tabletop surfaces as these can leave surface scratches.
- Although tabletop surfaces are resistand to a degree of heat & liquids, we would always recomment the use of coasters as an additional protection.

## WOOD FINISHES

Clean surfaces regularly with a slightly damp cloth and buff dry with a soft duster. The finish on all wood and laminate surfaces is designed to withstand moderate heat and some spillages, but all spillages should be wiped off with a damp cloth straight away. Certain wood finishes will naturally change in appearance with age. We cannot guarantee an exact match of any timber products.

## POWDER COATED & PAINTED

Clean surfaces regularly with a slightly damp cloth and a mild solution of soapy water. Buff dry with a soft duster.

## GLASS

Clean surfaces regularly with a slightly damp cloth and a mild solution of soapy water. Buff dry with a soft duster. Avoid putting heavy items on glass table tops.



## CONTACT

+44 1925 850 500  
info@sixteen3.co.uk  
@sixteen3\_ltd

**HQ:**  
Unit 2, Westway21  
Chesford Grange  
Woolston, Warrington  
Cheshire  
WA1 4SZ

**London:**  
25 Bastwick St  
Clerkenwell  
London  
EC1V 3PS

**Manchester:**  
Material Source Studio  
1 Federation St  
NOMA  
Manchester  
M4 4BF

**sixteen3.co.uk**

sixteen3