

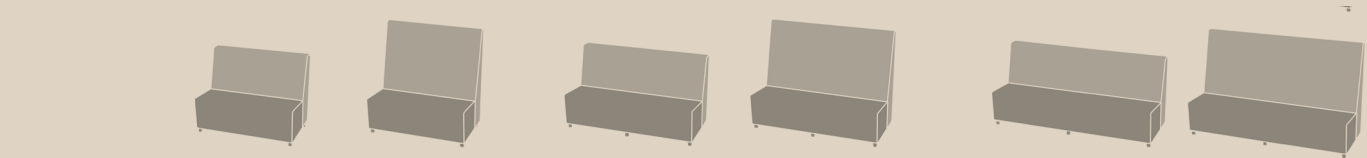
Tolv

A modular banquette bench range influenced by our 'Fuse' family.

The width of each bench can be made to customers' specification to ensure an accurate fit against walls or in alcoves.

Hardwood and plywood frames with CME foam padding. Linking mechanism available.





	W1200 x H900 Bench	W1200 x H1200 Bench	W1600 x H900 Bench	W1600 x H1200 Bench	W2000 x H900 Bench	W2000 x H1200 Bench
Product Code	TOLV-12-09	TOLV-12-12	TOLV-16-09	TOLV-16-12	TOLV-20-09	TOLV-20-12
Dimensions	H900 x D730 x SH440mm Max W1200mm	H1200 x D730 x SH440mm Max W1200mm	H900 x D730 x SH440mm Max W1600mm	H1200 x D730 x SH440mm Max W1600mm	H900 x D730 x SH440mm Max W2000mm	H1200 x D730 x SH440mm Max W2000mm

	H900 Corner Bench	H1200 Corner Bench	1200mm Wall Panels	1600mm Wall Panels
Product Code	TOLV-C-09	TOLV-C-12	TOLV-12-P	TOLV-16-P
Dimensions	H900 x W830 x D830 x SH440mm	H1200 x W830 x D830 x SH440mm	H250 Max W1200mm	H250 Max W1600mm

WALL PANELS

Upholstered Wall Panels can be fixed to walls above **Tolv** benches to create a higher back and a more built-in aesthetic.

Custom widths up to **1200mm** and **1600mm** wide can be produced at no additional cost.

CUSTOM SIZING

Benches can be modified to any width, up to **1200mm** wide or **1600mm** wide. Choose the closest size that exceeds your requirements out of the width options above.

A one-off charge applies per size modification.
For custom width Wall Panels there is no addition charge.

For examples of pricing see next page.

EXPOSED BACKS

Standard **Tolv** benches are designed to sit against a wall, and as such external backs are upholstered in a black lining cloth as standard. Should a fully upholstered backrest be required please specify.

PATTERNED FABRICS

Due to fabric widths any patterned fabrics on 1600mm versions will run along the width of the unit. If patterns need to run vertically down the unit additional charges may apply.

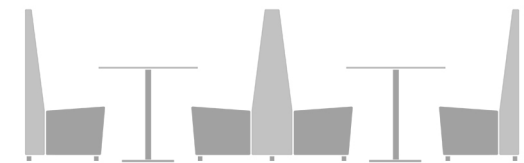
LINKING

Linking mechanisms will only be fitted to the units subject to layout plans being provided. Alternatively, mechanisms will be free-issued.




POWER
Porthole Power modules can be incorporated into seat fronts on request.

REDUCED DEPTH




Units can be produced at a reduced depth of **640mm** and Back-to-Back units can be produced for use in tight spaces, with no additional upcharges. Please specify when ordering.

BUTTONED BACK



HORIZONTAL BANDED BACK



VERTICAL QUILTING 75mm CHANNELS



BLACK PLINTH



50mm HEIGHT



200mm HEIGHT

WOOD LEG FINISH



Beech



Oak

OR

STANDARD WOOD COLOURS:



Walnut Stain



Graphite Grey
RAL 7024



Jet Black
RAL 9005



Zinc Yellow
RAL 1018



Pigeon Blue
RAL 5014



Beige Red
RAL 3012



Ruby Red
RAL 3003



Moss Green
RAL 6005



Reseda Green
RAL 6011




Sapphire Blue
RAL 5003



Custom RAL colour.

CASTORS



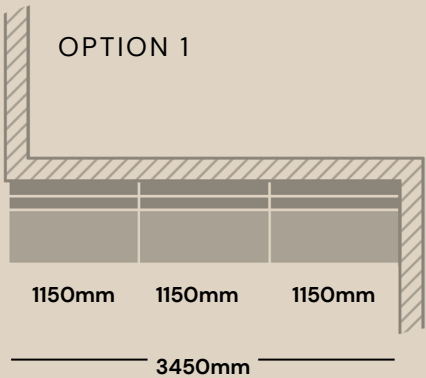
Castors
Black



To give a better understanding on how to price custom-sized Tolv benches we have compiled the below examples:

Straight Run

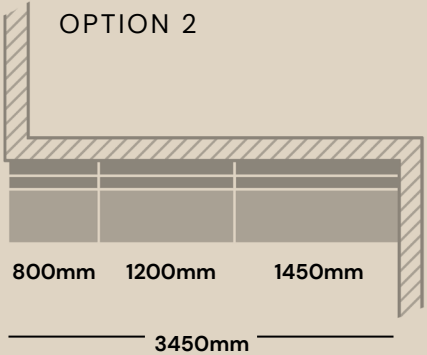
To create a bench running the length of a 3450mm wall, based on a Height of 900mm, in a Group 3 fabric, the following options can be created:



COST BREAKDOWN

3no. 1150mm Benches:
3x TOLV-12-09 + 1x Customisation charge

+ Two-Tone & Button charges may apply depending on specification.



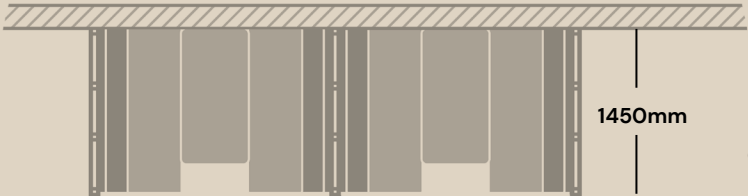
COST BREAKDOWN

1no. 800mm Bench: 1x TOLV-12-09 + 1x Customisation charge
1no. 1200mm Bench: 1x TOLV-12-09
1no. 1450mm Bench: 1x TOLV-16-09 + 1x Customisation charge

+ Two-Tone & Button charges may apply depending on specification.

Booth Layout

To create booth setups between stud-wall partitions, based on backrest heights of 1200mm, with additional upholstered wall panels mounted above, all in Group 3 fabric.

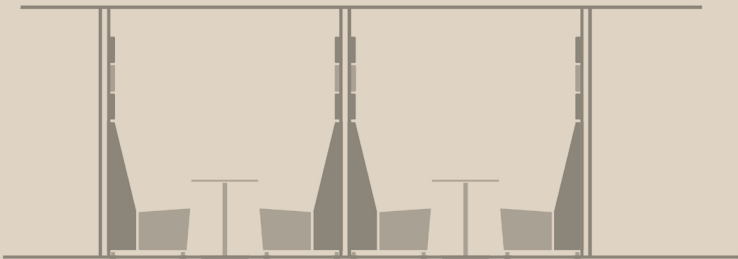


COST BREAKDOWN

4no. 1450mm Benches: 4x TOLV-16-12 + 1x Customisation charge

12no. 1450 Wall Panels: 12x TOLV-16-P (no customisation charge)

+ Two-Tone & Button charges may apply depending on specification.

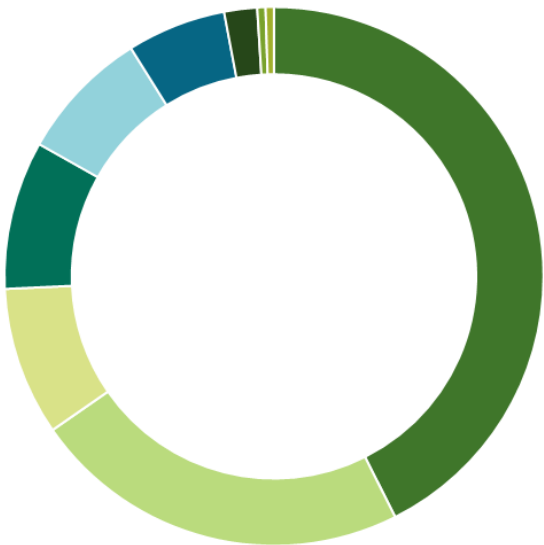


PRODUCT MATERIAL BREAKDOWN

Material Breakdown Data based on the **Tolv** H900 x W1200mm Bench TOLV-12-09 upholstered in Camira Oceanic.

Figures stated will vary depending on model purchased and specification changes.

Recycled data based on supplier information and industry averages. As part of our continuous development processes we will review this information regularly and data may change without notice.



43%	PLYWOOD
23%	MDF
9%	POLYURETHANE FOAM
9%	FABRIC
7%	SOFTWOOD
6%	HARDWOOD
2%	RECON FOAM
<1%	ZINC PLATED MILD STEEL
<1%	POLYPROPYLENE

TOTAL WEIGHT: 33.2kg

66.01	KG CO2e *calculations are based on average emission factors validated by third-party open data sources based on cradle-to-gate phases of typical product lifecycle.
-------	--

SUSTAINABILITY

11%	RECYCLED CONTENT
98%	RECYCLABLE

This product has been designed using high quality materials and craftsmanship to ensure it's longevity, however at the end of this products life it can be returned to **sixteen3** for refurbishment or recycling.

For FSC® Chain of Custody specify when ordering.



Warranty Information

5 YEAR – NORMAL FAIR WEAR & TEAR

This includes the structure and any foam/padding materials. Fabrics are covered by fabric manufacturers' warranties, usually 5 years, dependant on fabric choice.

Please refer to full **sixteen3** Warranty information document for more details. **sixteen3** ltd reserve the right to update product data information without prior notice.

Standards

FLAMABILITY

The foams & fillings of this product meet BS EN 5852: Part 2, in accordance with The Furniture and Furnishings (Fire) (Safety) Regulations 1988.

CONSTRUCTION

Designed to meet & exceed BS EN 16139: 2013 – Strength, Durability and Safety Requirements for non-domestic seating.

Cleaning & Maintenance

GENERAL MAINTENANCE

- Vacuum upholstery regularly to remove dust and grit.
- Most hard surfaces can be cleaned with a soft cloth, dampened with a small amount of water and buffed dry.
- Clean spills and stains quickly to prevent them setting in (see specific fabric care instructions below).
- If being used in a spill/stain prone area specify an appropriate finish with stain-repellent properties.

Refer to fabric manufacturers own guidelines for specific information.

NATURAL FABRICS

In addition to regular vacuuming, wool and other natura fibres can usually be cleaned using appropriate upholstery shampoo. For a deeper clean it is best that wool be dry cleaned, as over-wetting can cause shrinkage and appearance change. Never apply bleach, ammonia, alkali or strong acids to wool upholstery.

SYNTHETIC FABRICS

Vacuuming is the best regular maintenance followed by speed of action to remove spills and stains rapidly as soon as they occur. Most synthetic fabrics can be wiped down with a water soaked damp cloth without fear of damaging fibre or removing colour. Stubborn stains can be removed with a quality upholstery shampoo.

LEATHER

Leather should be regularly dusted with a soft cloth and vacuumed with a soft brush extension. Most types of aniline can also be treated with specialist products to help preserve colour/finish etc. As leather is a natural material, discrepancies in surface texture and 'puddling' in seat areas is to be expected.

LACQUERED & PAINTED

Clean surfaces regularly with a slightly damp cloth and a mild solution of soapy water. Buff dry with a soft duster.



CONTACT

+44 1925 850 500
info@sixteen3.co.uk
@sixteen3_ltd

HQ:
Unit 2, Westway21
Chesford Grange
Woolston, Warrington
Cheshire
WA1 4SZ

London:
25 Bastwick St
Clerkenwell
London
EC1V 3PS

Manchester:
Material Source Studio
1 Federation St
NOMA
Manchester
M4 4BF

Glasgow:
Material Source Studio
180 West George St
Glasgow
G2 2NR

sixteen3.co.uk